

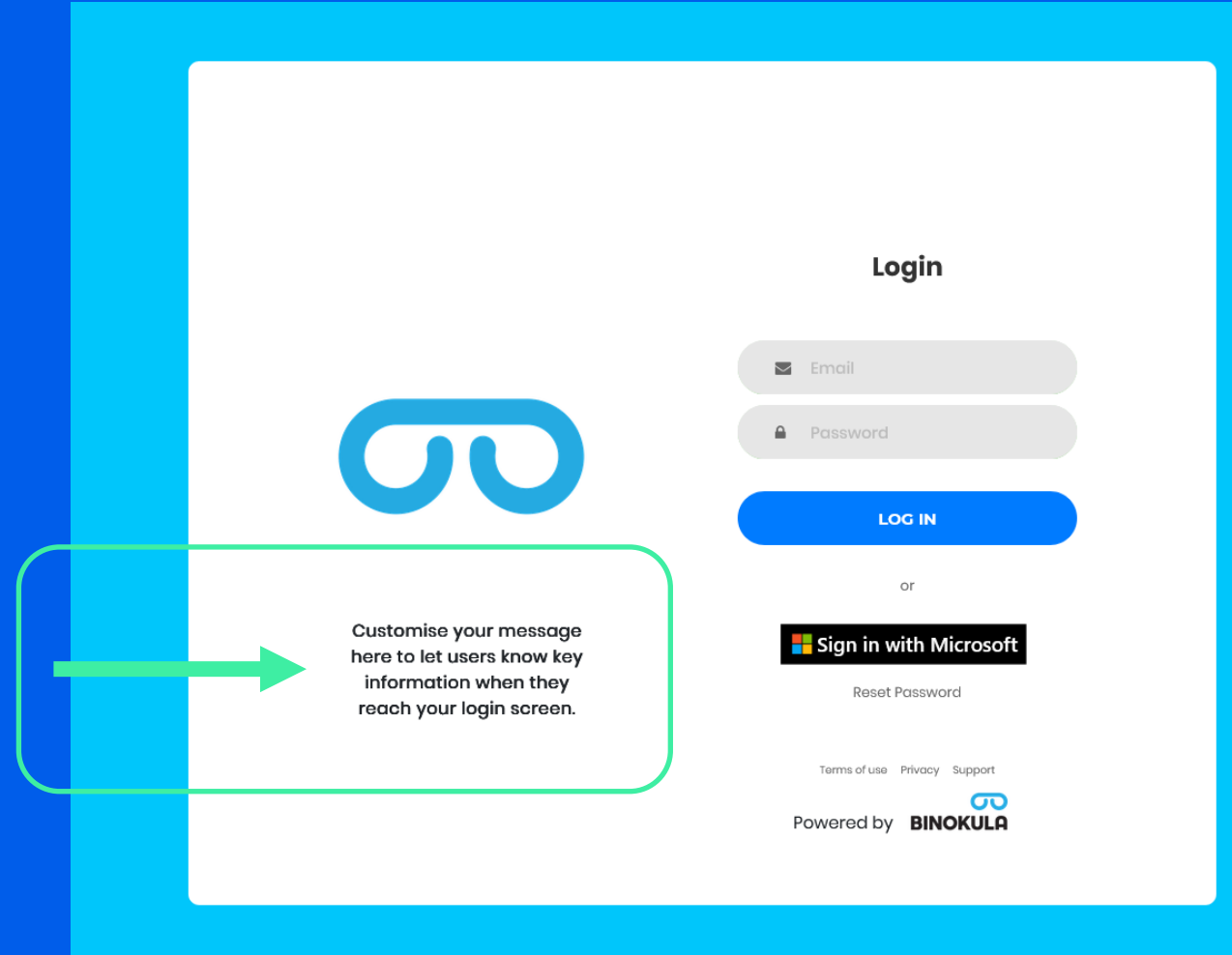
NEW FEATURE: Login Screen Message

October 2023

Communicate what is important

Share key messages with your audience when they land to your tenant's home login page, for example:

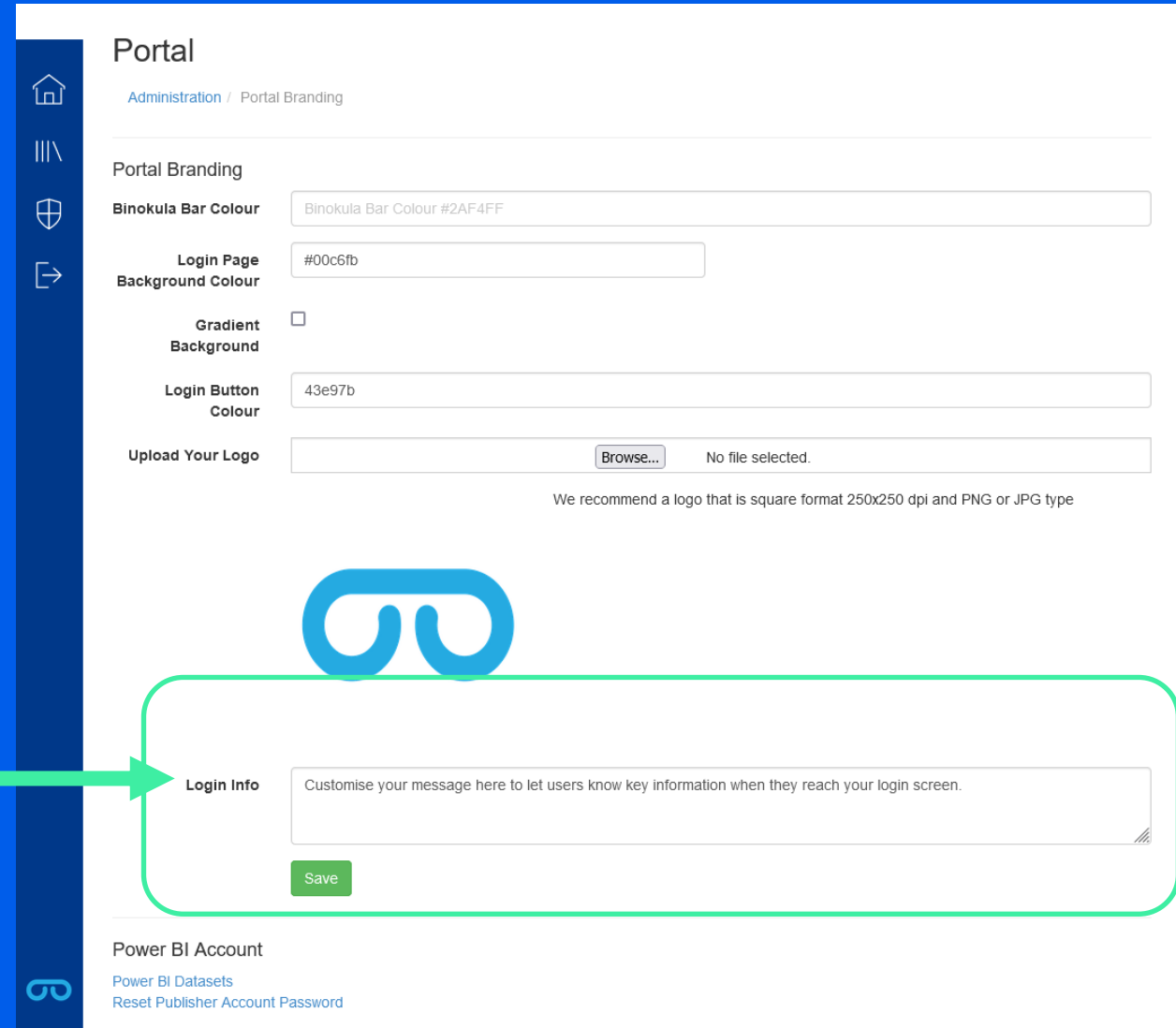
- Describe this as your key portal for Power BI sales and stock reports
- Talk about who has access to this when part of a large organisation
- Highlight how to request access
- Indicate key updates in the portal: "a new KPI dashboard for seasonal output has been loaded from January for all managers".



HOW TO UPDATE YOUR MESSAGE

1. Accessible in the *Administration* menu under *Portal Branding*
2. Enter text in the *Login Message* box beneath the *Update Your Logo* section.
3. Click **SAVE** button

If no message is entered, the space will remain blank on your tenant home login page.



Portal
Administration / Portal Branding

Portal Branding

Binokula Bar Colour Binokula Bar Colour #2AF4FF


Login Page Background Colour #00c6fb

Gradient Background

Login Button Colour 43e97b

Upload Your Logo No file selected.

We recommend a logo that is square format 250x250 dpi and PNG or JPG type



Login Info Customise your message here to let users know key information when they reach your login screen.

Power BI Account
[Power BI Datasets](#)
[Reset Publisher Account Password](#)